


# 2020 June Educational Issues in Korea II

---

## The Current Status of Korea's ODA to the Education Sector

---



## The Current Status of Korea's ODA to the Education Sector

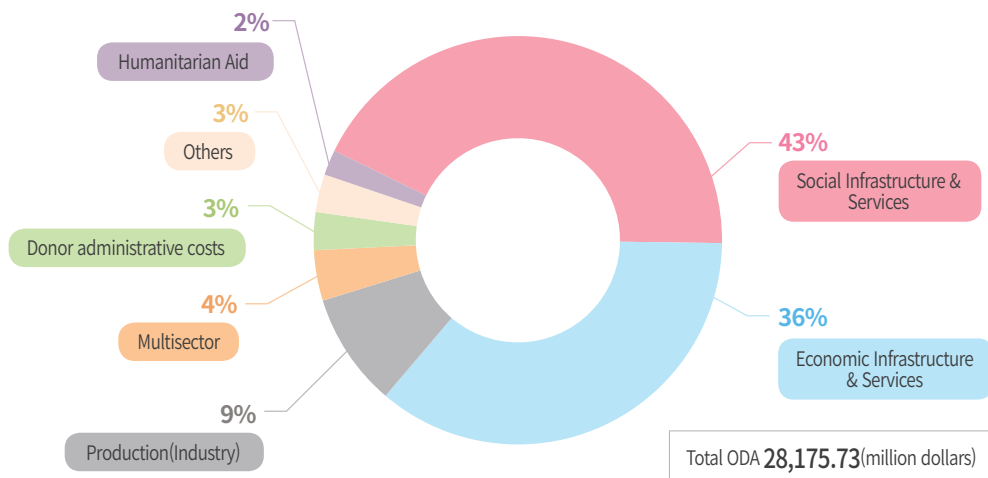
## The Current Status of Korea's ODA to the Education Sector

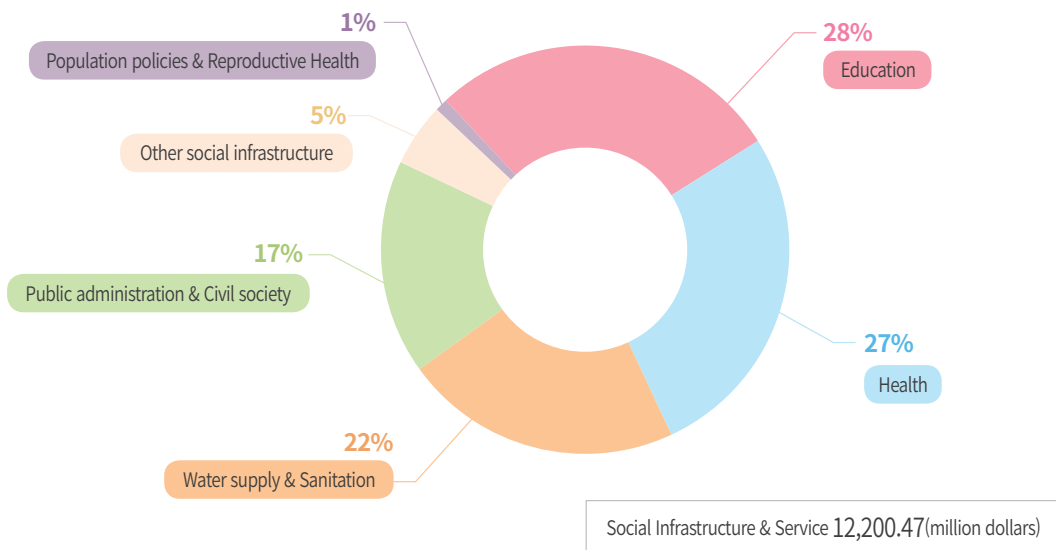
 Korean Educational Development Institute Jee-Yeong Namgung

### Korea's ODA Volume

Since joining the OECD Development Assistance Committee (DAC) in 2010, Korea has been actively promoting ODA projects. First, this paper examines ODA statistics provided by the Korea Export and Import Bank (Korea Eximbank) Economic Development Cooperation Fund (EDCF) to understand the ODA allocation to the education sector from Korean ODA projects. Korea's total ODA from 1992 to 2018 has recorded 28.18 billion dollars, largely allocated to Social Infrastructure & Services, Economic Infrastructure & Services, Production (industry), multisector, humanitarian aid and donor administrative costs. Among them, the largest shares of aid have been allocated to social infrastructure & services, which accounted for 43 percent. Social Infrastructure & Services includes aid to Education, Health, Population Policies & Reproductive Health, Water Supply & Sanitation, Government & Civil Society and Other Social Infrastructure sectors. A total of 12.2 billion dollars has been provided between 1992 and 2018 for Social Infrastructure & Services, and among them, the share of aid in Education (28%) became the largest.

**[Figure 1] Sectoral aid share of ODA, and Composition of aid allocated to Social infrastructure & Services(1992~2018, a cumulative total)**





※ Source : Korea Eximbank, EDCF (2020). 2019 The World ODA Statistics: ODA by Numbers. p.42.

## The Current Status of Korea’s ODA to the Education Sector Over the Past 5 Years

Table 1 shows the current status of Korea’s ODA support for education by sub-sectors in the past 5 years (2014-2018). From a minimum of 222.08 million dollars to a maximum of 366.69 million dollars of ODA have been committed to education aid over the last 5 years. The aid to education sector covers Education (level unspecified), Basic Education, Secondary Education, and Post-Secondary Education. In 2014, 2016 and 2018, the Post-Secondary Education’s share in total aid reached the largest portion, and in 2015 and 2017 the largest aid went to Secondary Education, while Basic Education tended to receive relatively less support. Among Education (level unspecified), Teacher training made up the largest share in 2015, and in 2014, and between 2016 and 2018, the share of aid in Education facilities and training became the largest. In Basic Education, in the past 5 years, the support has been concentrated on Primary education, while there has been relatively small contribution to Basic life skills for youth and adults as well as Early childhood education. Meanwhile, in Secondary Education, Vocational training received more aid between 2014 and 2015, however, after 2016, it is shown that there has been more support for Secondary education. In Post-Secondary Education, a little more aid was distributed to Advanced technical and managerial training in 2014, but since 2015, significant amounts of aid have been provided for Higher education.

**[Table 1]** The Current Status of Korea's ODA to the Education Sector Over the Past 5 Years

(Unit: USD million)

Sub-Sector	-	2014	2015	2016	2017	2018
Education, Level Unspecified	Education policy and administrative management	8.39	5.25	10.68	5.33	16.26
	Education facilities and training	15.19	24.63	41.16	12.31	46.07
	Teacher training	4.96	31.91	11.41	12.18	4.97
	Educational research	0.22	0.87	2.01	7.07	11.04
	<b>Subtotal</b>	<b>28.76</b>	<b>62.66</b>	<b>65.25</b>	<b>36.89</b>	<b>78.34</b>
Basic Education	Primary education	15.40	27.12	33.42	26.20	26.57
	Basic life skills for youth and adults	5.38	13.37	2.94	10.89	7.71
	Early childhood education	5.41	5.30	5.28	4.57	8.66
	<b>Subtotal</b>	<b>26.19</b>	<b>45.79</b>	<b>41.65</b>	<b>41.65</b>	<b>42.94</b>
Secondary Education	Secondary education	7.71	40.77	88.68	54.35	53.89
	Vocational training	24.80	42.92	16.25	25.16	28.63
	<b>Subtotal</b>	<b>32.51</b>	<b>83.69</b>	<b>104.94</b>	<b>79.51</b>	<b>82.52</b>
Post-Secondary Education	Higher education	62.69	65.85	148.38	63.14	155.12
	Advanced technical and managerial training	78.60	2.31	6.47	0.88	5.29
	<b>Subtotal</b>	<b>141.29</b>	<b>68.16</b>	<b>154.85</b>	<b>64.03</b>	<b>160.41</b>
<b>Total</b>		<b>228.75</b>	<b>260.29</b>	<b>366.69</b>	<b>222.08</b>	<b>364.21</b>

※ Source : Korea Eximbank EDCF (2020). 2019 The World ODA Statistics: ODA by Numbers. p.44.

## The Current Status of ODA in Major Asian and African Recipients

Looking at the net disbursements of DAC members (including Korea) in the last 3 years (2015-2017) average, the highest share of aid was allocated to Africa (27.7%), followed by Asia (24.8%), America (6.5%), and Europe (3.1%) and Oceania (1.5%) (Korea Eximbank EDCF, 2020:123). The following Table 2 presents the top five sectors of aid received by the major recipient countries in Asia and Africa, which account for the largest portion of aid. In Asia, Vietnam was the largest recipient of aid, and the third largest share of aid was allocated to the education sector in Vietnam. In Africa, Ethiopia received the larger aid than any other regional countries, and in terms of sectors, education was ranked the fourth in

Ethiopia. In Kenya, it can be seen that the most aid was offered to the education sector.

**[Table 2] The Current Status of ODA in Major Asian and African Recipients**

(Unit: USD million, the average total volume of recent 3 years)

Asia						
Ran-king	Vietnam		India		Pakistan	
	Sector	Volume	Sector	Volume	Sector	Volume
1	Transport & Storage	100.5	Agriculture, Forestry, Fishing	0.24	Water Supply & Sanitation	0.9
2	Water Supply & Sanitation	28.6	Banking & Financial Services	0.19	Agriculture, Forestry, Fishing	0.8
3	Education	19.0	Government & Civil Society	0.09	Industry, Mining, Construction	0.6
4	Health	11.7	Health	0.04	Education	0.5
5	Other Multisector	10.7	Education	0.02	Health	0.5
Africa						
Ran-king	Ethiopia		Kenya		Tanzania	
	Sector	Volume	Sector	Volume	Sector	Volume
1	Transport & Storage	12.4	Education	3.7	Health	20.4
2	Energy	12.2	Agriculture, Forestry, Fishing	1.3	Energy	14.9
3	Health	7.5	Health	1.2	Communications	4.2
4	Education	7.3	Water Supply & Sanitation	1.1	Population Policies	4.2
5	Agriculture, Forestry, Fishing	3.2	Government & Civil Society	0.6	Water Supply & Sanitation	4.0

※ Source : Korea Eximbank EDCF (2020). 2019 The World ODA Statistics: ODA by Numbers. p.124-128.

So far, this paper has explored the current status of Korea's ODA to the education sector. Korea's ODA has been most active in Social Infrastructure & Services sector, and within the sector, the highest share of aid is concentrated on the Education sector. In recent years, Korea's aid to the Education sector has focused on Secondary Education and Post-Secondary Education, while a relatively small proportion of ODA is allocated to Basic Education, such as Basic life skills for youth and adults and Early childhood education. The international community, mostly focused on Primary education during the last Millennium Development Goals (MDGs) period, has broadened the scope of attention from Early childhood education to Secondary and Lifelong education with the establishment of the Sustainable

Development Goals (SDGs) (Hai-Jeong Ahn et al., 2017). This implies that Korea also needs to come up with measures to promote ODA for the education sector throughout life aiming at realizing the common goals of the international community.

## References

---

- Hai-Jeong Ahn, Yewon Suh, Jeung Yun Choi, Meesook Kim, Jong Hyeok Yoon, Chang Hwan Kim, Ki-Seok Lee, Mugyeong Moon, Hwanbo Park, Yoon-Jeong Shin, Chulkyung Yoon, Jimin Cho (2017). Research on Education Development Cooperation for Achieving Sustainable Development Goals (SDGs): Action Strategies in Basic Education (RR 2017-24). Cheongbuk: Korean Educational Development Institute
  - Korea Eximbank, Economic Development Cooperation Fund (2020). 2019 The World ODA Statistics: ODA by Numbers.
-